

POLARISING MICROSCOPE

**GIPPO
JAPAN**

POL 200 SERIES

TRANSMITTED POLARISING MICROSCOPE



POL 200 SERIES

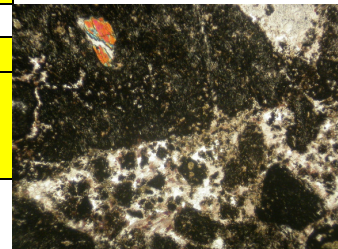
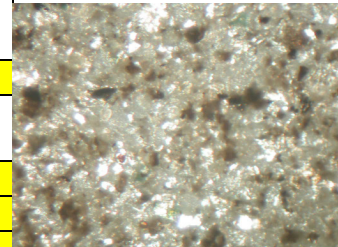

RESEARCH POLARIZING MICROSCOPE

POL 200 Transmission Polarizing microscope is one of the most professional instruments and is extremely useful for specialized medical and industrial applications, such as identifying crystals suspended in liquid, identifying minerals in core samples and detecting defects in semiconductors or finding stress points in metal, glass and other materials. The microscope is equipped with attachments such as gypsum(1λ), mica($1/4 \lambda$) test piece, quartz wedge and attachable mechanical stage

Specification		POL 200B	POL 200T
Optical System	Infinity Optical System	•	•
Viewing Head	Seidentopf binocular head. Inclined at 30°, (50~75mm)	•	
	Seidentopf trinocular head. Inclined at 30°, (55~75mm)		•
Eyepiece	WF10X / 22mm	•	•
	WF10X/18mm Gridding	•	•
	WF10X/18mm with Reticule	•	•
Objective	Plan Achromatic 4X,10X, 20X, 40X (S), 63X (S), 100X(S)OIL	•	•
Stage	Round revolving stage Stage: Φ 160mm, Rotatable: 360°	•	•
Focus	Coaxial coarse and fine focusing adjustment with rack and pinion mechanism Fine focusing scale Value 0.002mm	•	•
Condenser	Swing type NA=1.25 Abbe condenser with iris diaphragm and filter	•	•
Collector	High brightness light collector	•	•
Illumination	Halogen tungsten bulb 6V 30W. AC85V~230V Adjustable brightness	•	•
Complementer	Grps 1 λ	•	•
	Mica 1/4 λ	•	•
	Quartz Wedge	•	•
Scale Rule	0.01 mm	•	•
Filter	Blue	•	•
Optional	Eyepieces: WF16X, WF20X, P16X Infinite plan achromatic: 100X (S,O) CCD Adapter 0.5X, 0.57X, 0.75X		



Digital USB Microscope Camera



Gippo Scientific Instruments

28-20, Setagaya-ku, Tokyo

NILPA CONSULTANCY

2/B, Shobhana Apartment, K. V. Road,
Off. W.S. Road, Dahisar (East), Mumbai - 400 068.
Tel. : 2828 2830 , 2295 2976 Fax : 2828 0397
Mobile : 9323271441 Email : info@nilpaconsultancy.in
web: <http://nilpaconsultancy.in>